


2022-2023

# Caderno do professor



2022-2023

Caderno da  
professora



2022-2023

# Caderno do mestre



2022-2023

# Caderno da mestra





# información do colexio

Nome:

Dirección:

Código postal:

Localidade:

Teléfono:

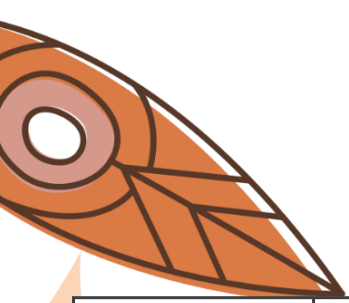
Código do centro:

Web:

E-mail:

Outros datos:





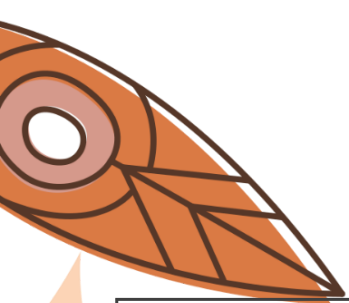
# horario profesor

Horas	Luns	Martes	Mércores	Xoves	Venres

# horario alumnos

Horas	Luns	Martes	Mércores	Xoves	Venres

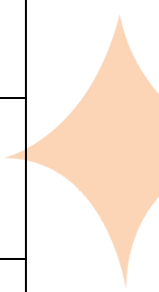






Imagina  
Crea  
Educa

# listaxe profesorado

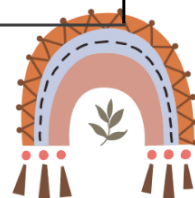




Nome	Materia	Email







# listaxe alumerado


1.	
2.	
3.	
4.	
5.	
6.	
7.	
8.	
9.	
10.	
11.	
12.	
13.	
14.	
15.	
16.	
17.	
18.	
19.	
20.	
21.	
22.	
23.	
24.	
25.	
26.	





# calendarios





# calendario escolar

setembro

L	M	X	J	V	S	D
			1	2	3	4
5	6	7	8	9	10	11
12	13	14	15	16	17	18
19	20	21	22	23	24	25
26	27	28	29	30		

outubro

L	M	X	J	V	S	D
					1	2
3	4	5	6	7	8	9
10	11	12	13	14	15	16
17	18	19	20	21	22	23
24	25	26	27	28	29	30
31						

novembro

L	M	X	J	V	S	D
		1	2	3	4	5
6	7	8	9	10	11	12
13	14	15	16	17	18	19
20	21	22	23	24	25	26
27	28	29	30			

decembro

L	M	X	J	V	S	D
			1	2	3	4
5	6	7	8	9	10	11
12	13	14	15	16	17	18
19	20	21	22	23	24	25
26	27	28	29	30	31	

xaneiro

L	M	X	J	V	S	D
						1
2	3	4	5	6	7	8
9	10	11	12	13	14	15
16	17	18	19	20	21	22
23	24	25	26	27	28	29
30	31					

febreiro

L	M	X	J	V	S	D
			1	2	3	4
5	6	7	8	9	10	11
12	13	14	15	16	17	18
19	20	21	22	23	24	25
26	27	28				

marzo

L	M	X	J	V	S	D
			1	2	3	4
5	6	7	8	9	10	11
12	13	14	15	16	17	18
19	20	21	22	23	24	25
26	27	28	29	30	31	

abril

L	M	X	J	V	S	D
					1	2
3	4	5	6	7	8	9
10	11	12	13	14	15	16
17	18	19	20	21	22	23
24	25	26	27	28	29	30

maio

L	M	X	J	V	S	D
		1	2	3	4	5
6	7	8	9	10	11	12
13	14	15	16	17	18	19
20	21	22	23	24	25	26
27	28	29	30	31		

xuno

L	M	X	J	V	S	D
			1	2	3	4
5	6	7	8	9	10	11
12	13	14	15	16	17	18
19	20	21	22	23	24	25
26	27	28	29	30		




# temporalización anual

Imagina  
Crea  
Educa

	SETEMBRO	OUTUBRO	NOVEMBRO	DECEMBRO	XANEIRO
LUNS					
MARTES			1		
MÉRCORES			2		
XOVES	1		3	1	
VENRES	2		4	2	
SÁBADO	3	1	5	3	
DOMINGO	4	2	6	4	1
LUNS	5	3	7	5	2
MARTES	6	4	8	6	3
MÉRCORES	7	5	9	7	4
XOVES	8	6	10	8	5
VENRES	9	7	11	9	6
SÁBADO	10	8	12	10	7
DOMINGO	11	9	13	11	8
LUNS	12	10	14	12	9
MARTES	13	11	15	13	10
MÉRCORES	14	12	16	14	11
XOVES	15	13	17	15	12
VENRES	16	14	18	16	13
SÁBADO	17	15	19	17	14
DOMINGO	18	16	20	18	15
LUNS	19	17	21	19	16
MARTES	20	18	22	20	17
MÉRCORES	21	19	23	21	18
XOVES	22	20	24	22	19
VENRES	23	21	25	23	20
SÁBADO	24	22	26	24	21
DOMINGO	25	23	27	25	22
LUNS	26	24	28	26	23
MARTES	27	25	29	27	24
MÉRCORES	28	26	30	28	25
XOVES	29	27		29	26
VENRES	30	28		30	27
SÁBADO		29		31	28
DOMINGO		30			29
LUNS		31			30
MARTES					31

FEBREIRO	MARZO	ABRIL	MAIO	XUÑO	
			1		LUNS
			2		MARTES
1	1		3		MÉRCORES
2	2		4	1	XOVES
3	3		5	2	VENRES
4	4	1	6	3	SÁBADO
5	5	2	7	4	DOMINGO
6	6	3	8	5	LUNS
7	7	4	9	6	MARTES
8	8	5	10	7	MÉRCORES
9	9	6	11	8	XOVES
10	10	7	12	9	VENRES
11	11	8	13	10	SÁBADO
12	12	9	14	11	DOMINGO
13	13	10	15	12	LUNS
14	14	11	16	13	MARTES
15	15	12	17	14	MÉRCORES
16	16	13	18	15	XOVES
17	17	14	19	16	VENRES
18	18	15	20	17	SÁBADO
19	19	16	21	18	DOMINGO
20	20	17	22	19	LUNS
21	21	18	23	20	MARTES
22	22	19	24	21	MÉRCORES
23	23	20	25	22	XOVES
24	24	21	26	23	VENRES
25	25	22	27	24	SÁBADO
26	26	23	28	25	DOMINGO
27	27	24	29	26	LUNS
28	28	25	30	27	MARTES
	29	26	31	28	MÉRCORES
	30	27		29	XOVES
	31	28		30	VENRES
		29			SÁBADO
		30			DOMINGO
					LUNS
					MARTES



# setembro




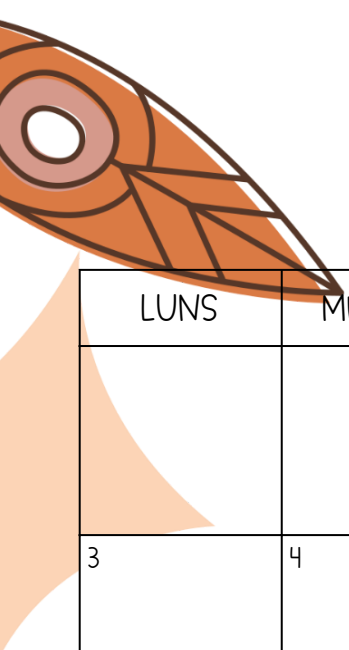
Imagina  
Crea  
Educa

LUNS	MARTES	MÉRCORES	XOVES	VENRES	SÁBADO	DOMINGO
			1	2	3	4
5	6	7	8	9	10	11
12	13	14	15	16	17	18
19	20	21	22	23	24	25
26	27	28	29	30		

notas

tarefas





# outubro



Imagina  
Crea  
Educa

LUNS	MARTES	MÉRCORES	XOVES	VENRES	SÁBADO	DOMINGO
					1	2
3	4	5	6	7	8	9
10	11	12	13	14	15	16
17	18	19	20	21	22	23
24	25	26	27	28	29	30
31						



notas

tarefas





# novembro




Imagina  
Crea  
Educa

LUNS	MARTES	MÉRCORES	XOVES	VENRES	SÁBADO	DOMINGO
	1	2	3	4	5	6
7	8	9	10	11	12	13
14	15	16	17	18	19	20
21	22	23	24	25	26	27
28	29	30				

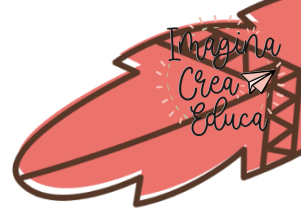
notas

tareas





# decembro



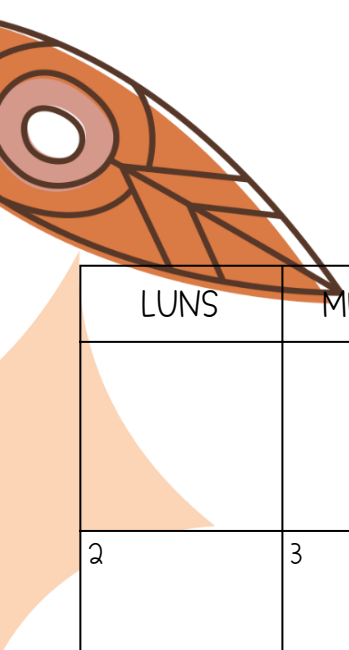
Imagina  
Crea  
Educa

LUNS	MARTES	MÉRCORES	XOVES	VENRES	SÁBADO	DOMINGO
			1	2	3	4
5	6	7	8	9	10	11
12	13	14	15	16	17	18
19	20	21	22	23	24	25
26	27	28	29	30	31	

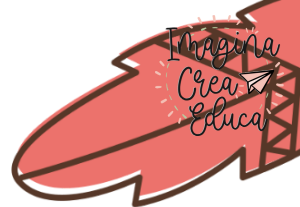
notas

tareas





# xahliro



LUNS	MARTES	MÉRCORES	XOVES	VENRES	SÁBADO	DOMINGO
						1
2	3	4	5	6	7	8
9	10	11	12	13	14	15
16	17	18	19	20	21	22
23	24	25	26	27	28	29
30	31					

notas

tareas





# febreiro



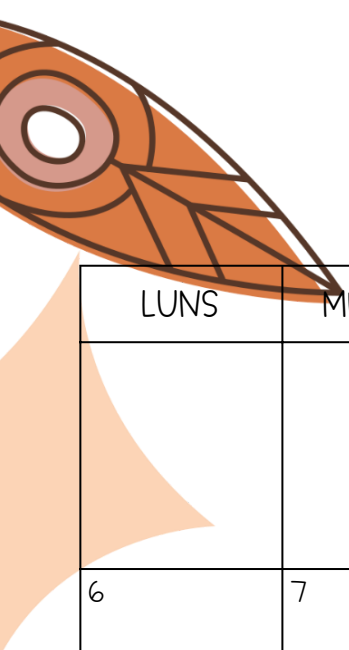
Imagina  
Crea  
Educa

LUNS	MARTES	MÉRCORES	XOVES	VENRES	SÁBADO	DOMINGO
		1	2	3	4	5
6	7	8	9	10	11	12
13	14	15	16	17	18	19
20	21	22	23	24	25	26
27	28					

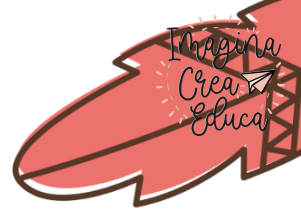
notas

tareas





# marzo




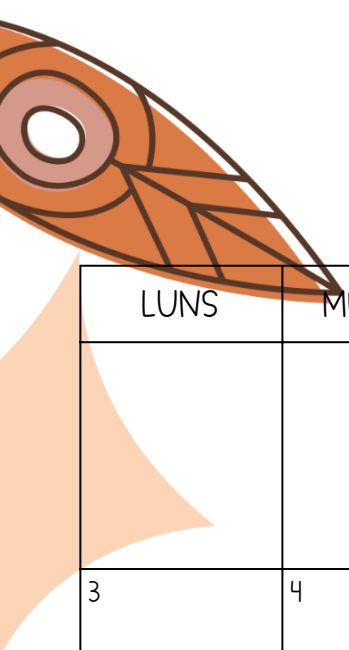
Imagina  
Crea  
Educa

LUNS	MARTES	MÉRCORES	XOVES	VENRES	SÁBADO	DOMINGO
		1	2	3	4	5
6	7	8	9	10	11	12
13	14	15	16	17	18	19
20	21	22	23	24	25	26
27	28	29	30	31		

notas

tareas





# abril




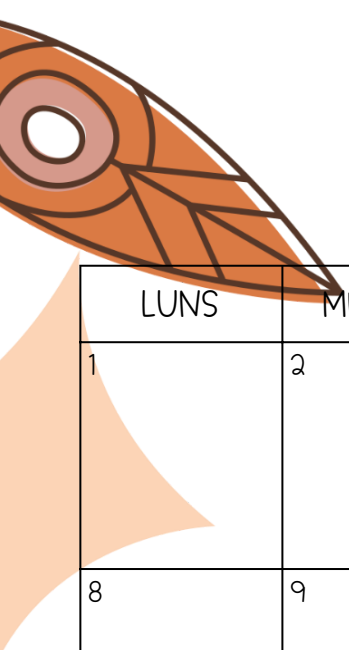
Imagina  
Crea  
Educa

LUNS	MARTES	MÉRCORES	XOVES	VENRES	SÁBADO	DOMINGO
					1	2
3	4	5	6	7	8	9
10	11	12	13	14	15	16
17	18	19	20	21	22	23
24	25	26	27	28	29	30

notas

tareas





# maio




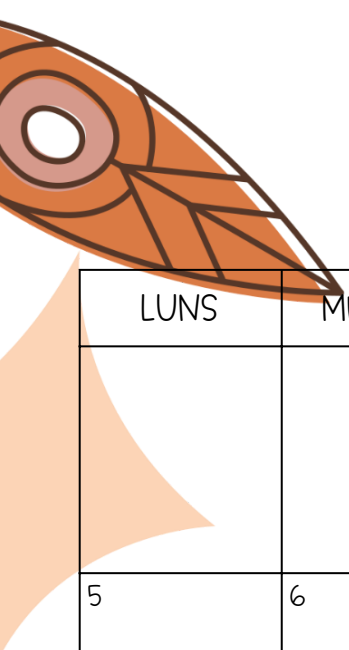
Imagina  
Crea  
Educa

LUNS	MARTES	MÉRCORES	XOVES	VENRES	SÁBADO	DOMINGO
1	2	3	4	5	6	7
8	9	10	11	12	13	14
15	16	17	18	19	20	21
22	23	24	25	26	27	28
29	30	31				

notas

tareas





# xuño




LUNS	MARTES	MÉRCORES	XOVES	VENRES	SÁBADO	DOMINGO
			1	2	3	4
5	6	7	8	9	10	11
12	13	14	15	16	17	18
19	20	21	22	23	24	25
26	27	28	29	30		


notas

tareas






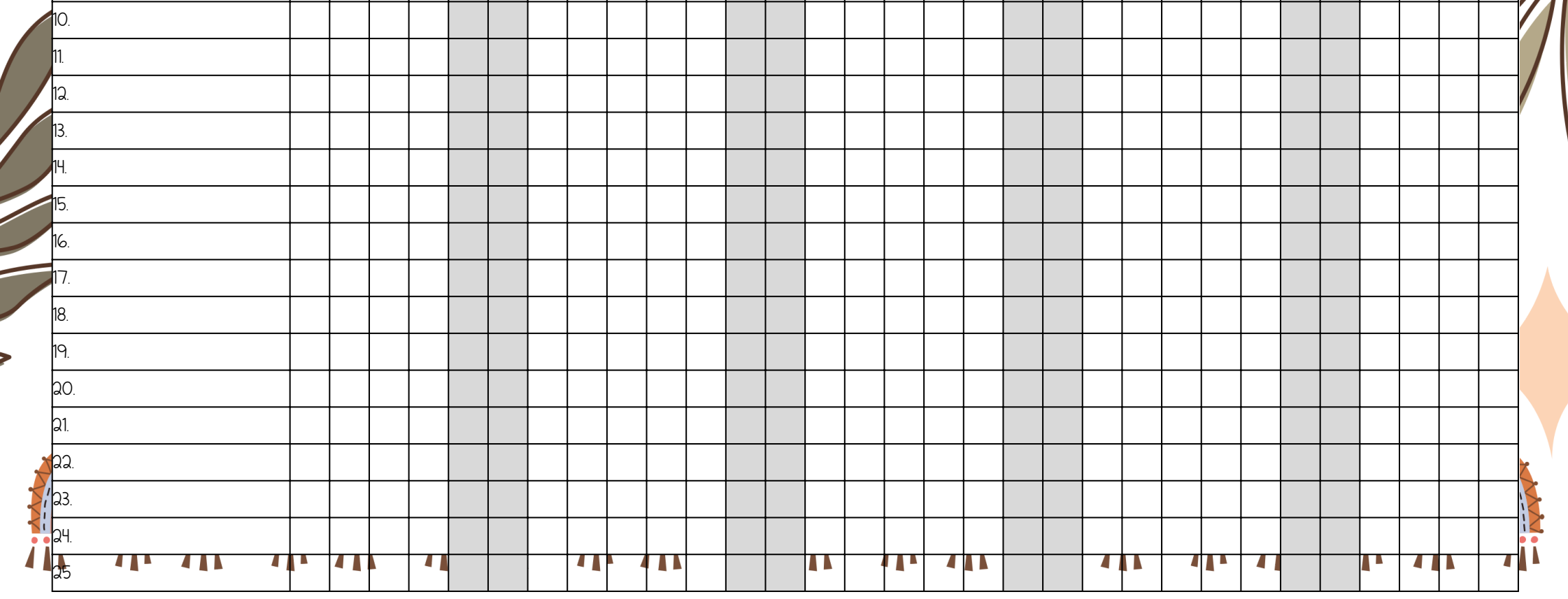


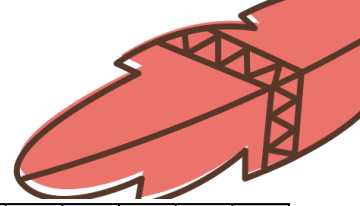
# registro de asistencia





[illegible]

[illegible]



10.

11.

12.

13.

14.

15.

16.

17.

18.

19.

20.


21.

22.


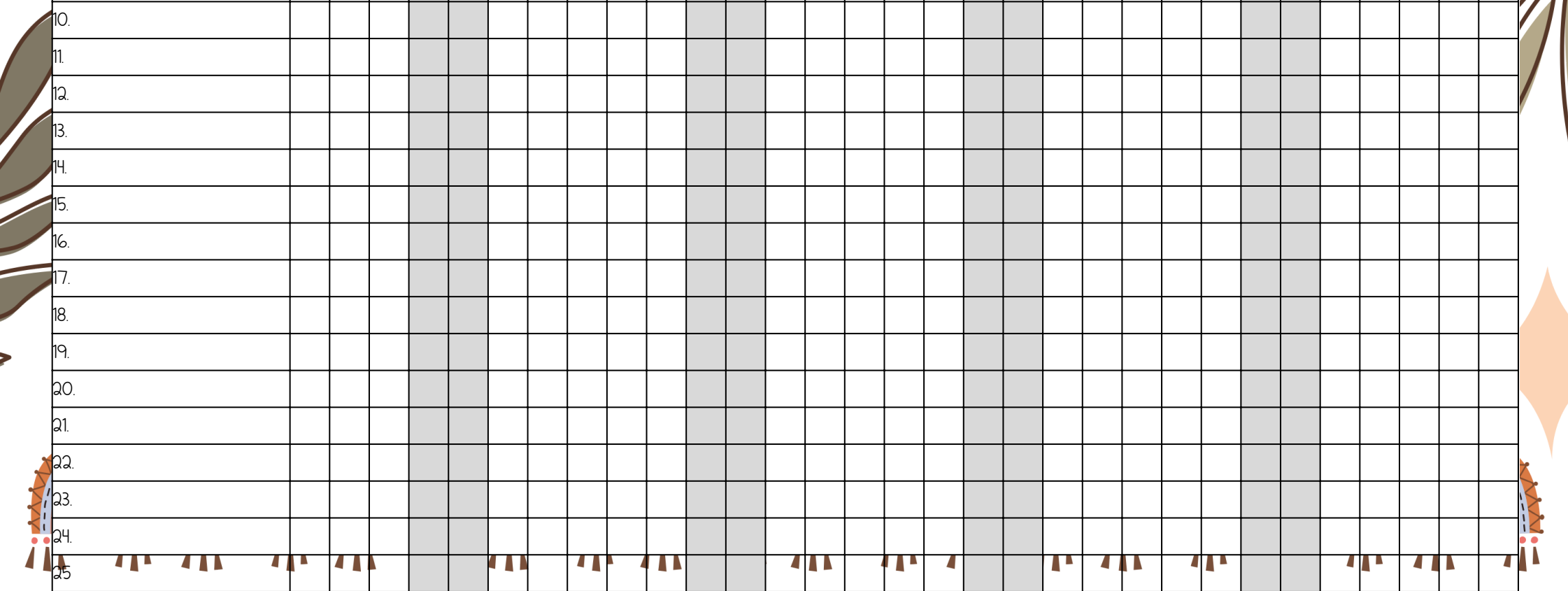
23.

24.

25.



[illegible][illegible]

[illegible]

A decorative calendar for the month of March. The word "marzo" is written in a cursive font at the top center. The calendar grid shows days 1 through 31. The first four rows (days 1-4) are shaded gray. The grid is decorated with colorful illustrations of a bird, a red arrow, and a yellow flower. A string of colorful flags hangs across the bottom of the grid.

[illegible]


A decorative calendar for the month of April. The word "abril" is written in a cursive font at the top center. The calendar grid shows days 1 through 30, with some days shaded gray. The grid is surrounded by colorful illustrations of a bird, a red arrow, and a string of beads.

A decorative calendar for the month of April. The word "abril" is written in a cursive font at the top center. The calendar grid shows days 1 through 30, with some days shaded gray. The grid is surrounded by colorful illustrations of a bird, a red arrow, and a plant.


[illegible][illegible]

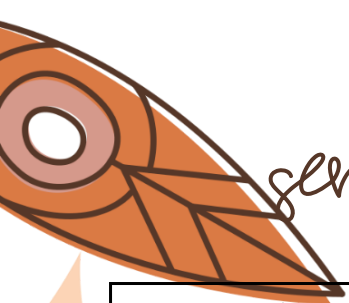
A decorative calendar for the month of July (julho). The title "julho" is written in a brown, cursive font at the top center. The calendar grid has 31 rows and 30 columns. The first row contains the days of the week (1-7), and the subsequent rows contain the dates (1-31). The grid is decorated with a repeating pattern of light gray and white squares, creating a striped effect. The calendar is framed by festive illustrations: a large orange and brown fish-like shape on the left, a red and white striped shape on the right, and a green and white striped shape at the bottom. The background is white.

[illegible]




# programación semanal





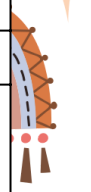
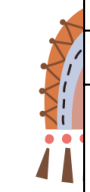





semana del \_ al \_ de \_


Luns	Martes	Mércores






[illegible]




[illegible]



# datos do afunerado



# os aniversarios da clase



existencia de agitación

registro de evaluación




# registro de lectura



Data									
Palabras/min.									
Substituciones									
Omisións									
Engadas									
Investimentos									
Rectificacións									
Regresións									
Fragmentaciones									
Segue co dedo									
Entonación									
Signos puntuación									
Salto de liñas									

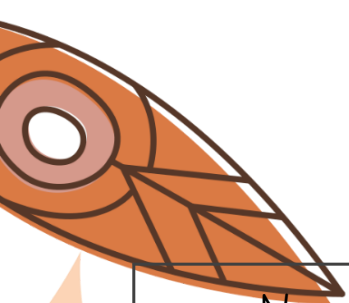
# registro de cálculo

Data									
Sumas sen levar									
Restas sen levar									
Sumas levadas									
Restas levadas									
Multiplicacións									
Divisións									
Cálculo mental									
Problemas									




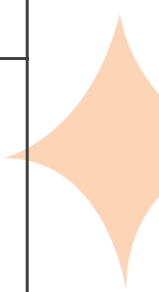

# observaciones







# afunerado acher

Nome	
Diagnóstico	
Adaptacións	
Traballo PT/AL	
Traballo na aula	
Observacións	





existen



# registros

Registro de:

1.

2.

3.

4.

5.

6.

7.

8.

9.

10.

11.

12.

13.

14.

15.

16.

17.

18.

19.

20.

21.

22.

23.

24.

25.

# comedor

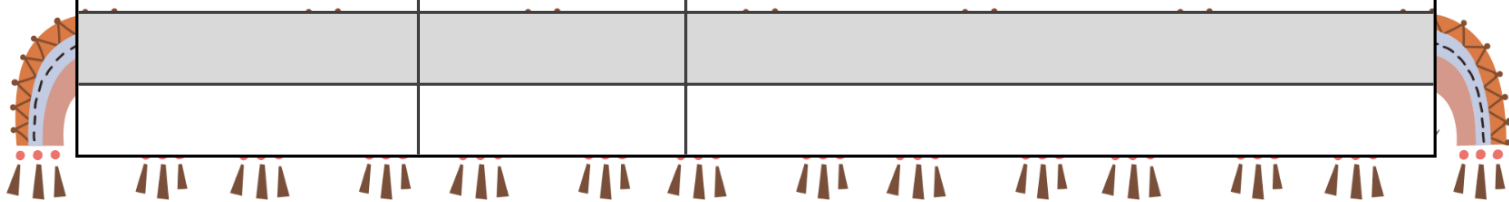
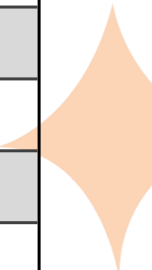

Comedor:	Sí	No
1.		
2.		
3.		
4.		
5.		
6.		
7.		
8.		
9.		
10.		
11.		
12.		
13.		
14.		
15.		
16.		
17.		
18.		
19.		
20.		
21.		
22.		
23.		
24.		
25.		


# seguro escolar

Seguro escolar	Sí	No
1.		
2.		
3.		
4.		
5.		
6.		
7.		
8.		
9.		
10.		
11.		
12.		
13.		
14.		
15.		
16.		
17.		
18.		
19.		
20.		
21.		
22.		
23.		
24.		
25.		


# alergias e enfermedades

Alumno	Alerxias	Enfermidades
1.		
2.		
3.		
4.		
5.		
6.		
7.		
8.		
9.		
10.		
11.		
12.		
13.		
14.		
15.		
16.		
17.		
18.		
19.		
20.		
21.		
22.		
23.		
24.		
25.		





# avaliaciones



# avaliaci6ns

Materia:

Curso:

Avaliaci6n:

1.

2.

3.

4.

5.

6.

7.

8.

9.

10.

11.

12.

13.

14.

15.

16.

17.

18.

19.

20.

21.

22.

23.

24.

25.

Observacions



2

3.

4.

5

6

7

8

9

# h

11

12

1

14

15

16

1-

18

10

b


b

b


b

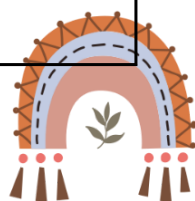

b


b



# tutorías e eluciones



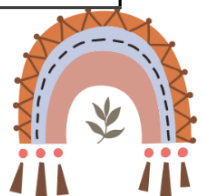





# tutorías

Alumno/a			Curso	
Data		Hora		
Motivo				
Asistentes				
Temas tratados				
Medidas a adoptar e acordos				





# reunión


Tipo de reunión:

Data:


Temas tratados

Acordos






listaxe para  
non esquecer  
nada







The image shows a worksheet titled "usuários e contrasinais" (users and passwords) in a cursive font. The title is positioned at the top center, with a large orange sun-like graphic on the left and a red leaf-like graphic on the right. Below the title is a table with three columns: "Web", "Usuario", and "Contrasinais". The table has 15 rows, with the first row containing the column headers. The rows are empty, providing space for data entry. The worksheet is decorated with various colorful illustrations: a large orange sun-like shape on the left, a red leaf-like shape on the right, and a row of seven small rainbow graphics at the bottom. Each rainbow has a blue arch, a red arch, and a green leaf in the center. The background is white, and the overall design is clean and organized.

The image shows a worksheet titled "usuários e contrasinais" (users and passwords) in a cursive font. The title is positioned at the top center, with a large orange sun-like graphic on the left and a red leaf-like graphic on the right. Below the title is a table with three columns: "Web", "Usuario", and "Contrasinais". The table has 15 rows, with the first row containing the column headers. The rows are empty, providing space for data entry. The worksheet is decorated with various colorful illustrations: a large orange sun-like shape on the left, a red leaf-like shape on the right, and a row of seven small rainbow graphics at the bottom. Each rainbow has a green leaf in the center and small red and blue dots at the ends. The background is white, and the table is outlined in black.



notas

